



No _____




GIVEN BY

Boston City Architect








Digitized by the Internet Archive
in 2012 with funding from
Boston Public Library



Property of
City Architect's
Department.
Boston Mass
City Hall.



City Architect's
Department.



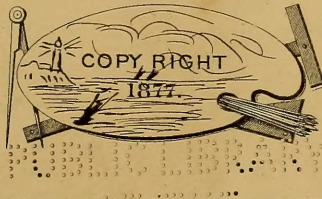
SET of ALPHABETS

Of all the various Hands in Modern Use

With Examples in each Style,

DESIGNED AS A TEXT BOOK,

FRED. S. COPLEY.



2110.28
2110.28

NEW YORK,

THE AMERICAN NEWS COMPANY,

39 & 41 Chambers St.


Other vol. 2118.8

Gavin by

Boston City Architect,
July 5, 1895.

2110.28

BOSTON PUBLIC LIBRARY



A B C D E F C H I J K L M N

1 2 3 4 5 6 7 8 9 0.

O P Q R S T U V W X Y Z.




1 2 3 4 5 6 7 8 9 0.

A B C D E F G H I J K L

M N O P Q R S T U V

W X Y Z.



A B C D E F G H I J K L M

N O P Q R S T U V W X Y Z

1 2 3 4 5 6 7 8 9 0.

a b c d e f g h i j k l m n o p q r s t u v w x y z.

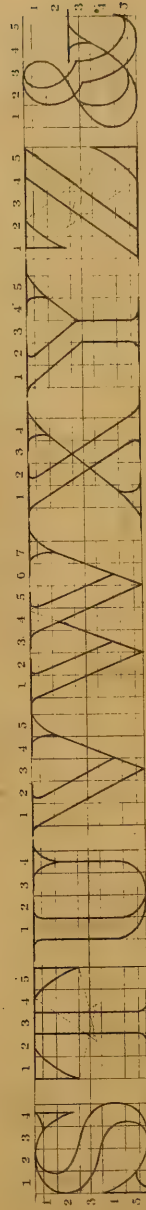
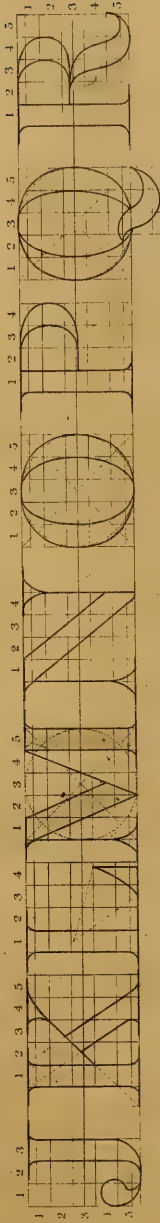
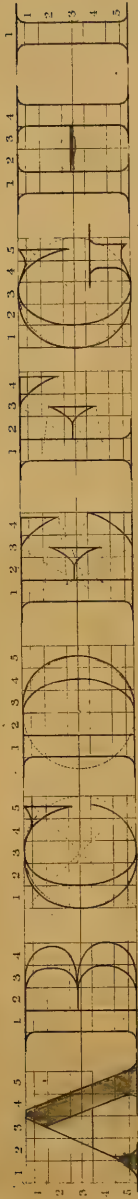
A B C D E F G H I J K L M

N O P Q R S T U V W X Y Z

1 2 3 4 5 6 7 8 9 0.

a b c d e f g h i j k l m n o p q r s t u v w x y z

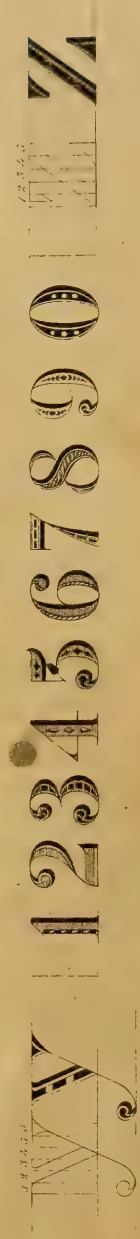
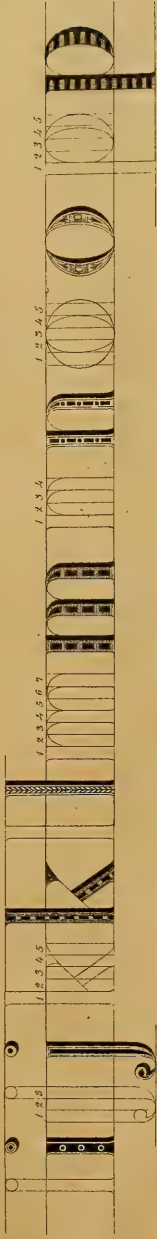
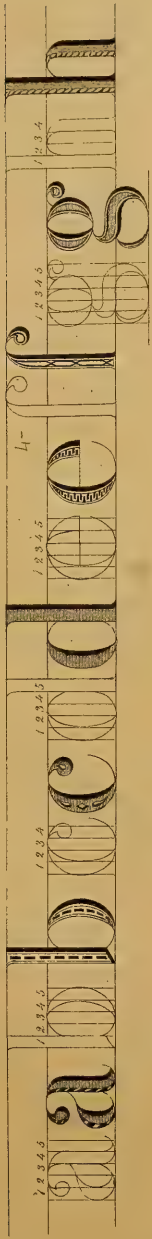
ANALYTICAL ROMAN LARGE.



In this, the *top* of the Roman Capital, the *space* which each letter occupies is divided into squares showing the proportion of its width to its height as indicated by the figures placed over each. The height of each letter is divided into 5 equal parts, as shown by the figures placed in front of the first, and at the end of the last letters of every line. The width of the Body of the letter should be equal to .45 of its height.



ROMAN SMALL, ANALYTICAL & VARIOUSLY SHADED,



We have foregiven a variety of styles for shading letters, it must be understood, that in Ornamental Penmanship all letters on the same line should be shaded precisely alike.



OLD ENGLISH SMALL, ANALYZED.

a b c d e f g h i j

k l m n o p q r

s t u v w x y z

The dotted lines of the outlined letters indicate their joints, which should be on the same perpendicular.

a b c d e f g h i j

k l m n o p q r

s t u v w x y z

(1) The closed marks of the outlined letters indicate those points which should be perpendicular with each other. German Text should always be ornamented with flourishes especially about the capitals.

A B C D E F C H I J K L M N

O P Q R S T U V W X Y Z &


abcde fghijklmnopqr

12345 stuvwxyz 67890

SPURRED EGYPTIAN

SPURRED EGYPTIAN

SPURRED EGYPTIAN




A B C D E F G H I J K L M N

O P Q R S T U V W X Y Z &

a b c d e f g h i j k l m n o p q r

**1 2 3 4 5 6 7 8 9 0
s t u v w x y z**



A B C D E F G H I J K L M N

O P Q R S T U V W X Y Z &

a b c d e f g h i j k l m n o p q r

s t u v w x y z 0 1 2 3 4 5 6 7 8 9 >



FINISHED ROMAN LETTERS.

A B C D E F G H I**J K L M N O P Q R****S T U V W X Y Z &**

(The proportions of height and width in these letters are very nearly the same as explained in the analytical part of the Roman Print. But the body columns should be $\frac{1}{4}$ the height of the letters.)

FINISHED SPURRED LETTERS.

A B C D E F G H I J K L M N O P Q R S T U V W X Y Z

A B C D E F G H I J K L M N O P Q R

A B C D E F G H I J K L M N O P Q R

(The student will find it advisable to make a finished Roman letter with his pencil before making the space thus after the letter is drawn the spurs should be added with a pencil and the whole finished with ink.

abcdefghijklmnopqrstuvwxyz

ABCDEFGHIJKLMNOPQRSTUVWXYZ

1234567890



A B C D E F G H I
J K L M N O P Q R
S T U V W X Y Z

The directions which are given upon the preceding page must be observed in copying the above letters.

A B C D E F G H I J

K L M N O P Q R S

T U V W X Y Z &



A B C D E F G H I

J K L M N O P Q R

S T U V W X Y Z &




A B C D E F G H I J K L M

N O P Q R S T U V W X Y Z

a b c d e f g h i j k l m n o p q r s

1 2 3 4 5 t u v w x y z 6 7 8 9 0



A B C D E F G H I J K L M

N O P Q R S T U V W X Y Z &

abcdefghijklmnopqrstuvwxyz.

1234567890.



Centre A B C D E F G H I J K L M *Line*

Centre N O P Q R S T U V W X Y Z *Line*

abcdefghijklmnopqrstuvwxyz.



A B C D E F G H I
J K L M N O P Q R
S T U V W X Y Z


abcdefghijklmnopqrstuvwxyz

1234567890

K
 L
 M
 N
 O
 P
 Q
 R
 S
 T
 U
 V
 W
 X
 Y
 Z

a b c d e f g h i j k l m n o p q r s t u v w x y z


125567890



A B C D E F G H I J
 K L M N O P Q R S T
 U V W X Y Z

abcdefghijklmnopqrstuvwxyz
 1234567890

1234567890.



Ælfric ƿer ƿer ƿer ƿer

ƿer ƿer ƿer ƿer

ƿer ƿer ƿer ƿer

ƿer ƿer ƿer ƿer

A B C D E F G H I
 J K L M N O P Q R
 S T U V W X Y Z

Abcdefghijklmnopqrstuvwxyz

1234567890,



ENGROSSING.

Aa Bb Cc Dd Ee Ff Gg Hh Ii

Jj Kk Ll Mm Nn Oo Pp Qq

Rr Ss Tt Uu Vv Ww Xx Yy Zz.

1230567890.



GERMAN PRINT.

A B C D E F G H I J
K L M N O P Q R S T U
V W X Y Z

12545 2491 3 67890

abcdefghijklmnopqrstuvwxyz

14.TH CENTURY SMALL (1400)

RICHARD THE SECOND TOMB, WESTMINSTER ABBEY.

Richard the Second
Tomb.

A B C D E F G H I K L M N O P Q R S T U V W X Y Z

a b c d e f g h i k l m n o p q r s t u v w x y z

a b c d e f g h i k l m n o p q r s t u v w x y z

I + II + III + IV + V + VI + VII + VIII + IX + X +

Handwritten Gothic text line 1

Handwritten Gothic text line 2

Handwritten Gothic text line 3

WILHELMUS

WILHELMUS



12TH CENTURY.

1234567890

13TH CENTURY.

1234 567890

15TH CENTURY.

123456789

1553.

1234567890

14TH CENTURY.

1234567890

16TH CENTURY.

1234567890

1234567890

1617 1673

DEEF TH M

FORWARD

AND FOR THE





A.D. 1870.

Ch. G. G. G.



DESIGNS FOR FLOURISHING.





THE TRUE METHOD of forming TITLES FOR MAPS, PLANS, &c.

Showing the necessity for construction/lines &c.

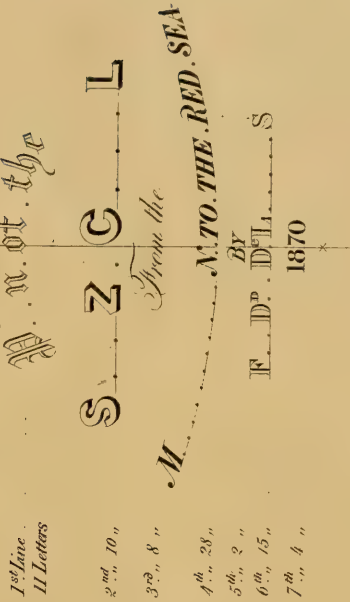
N^o. 1.

Original Title

*Plan of the
Suez Canal
from the
Mediterranean to the Red Sea
by
Ferd. De Lesseps
1870*

Model or Trial Title

Fig. 1.



No. 2.



NOTE. The Lines drawn thus represent the construction lines, these Lines should be drawn in Pencil and rubbed out when the Title is finished.

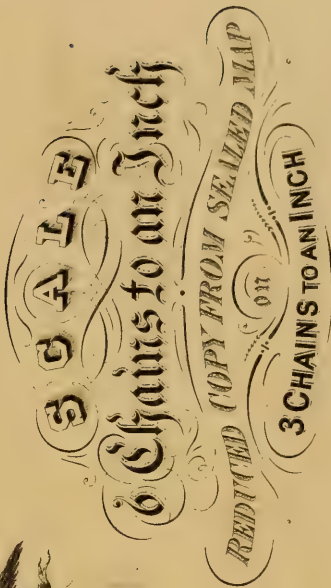

The Letter *L* occupying $\frac{2}{3}$ the less space and the Letters *M* & *W* $\frac{1}{3}$ or more than any other Letter will necessarily throw the middle Letter of a line out of the centre.

WYOMING

Fig. 2



DESIGNS FOR PORTIONS OF TITLES
FOR MAPS & PLANS.



Section
OF AN
MAP
OF
ESSEX
COUNTY
IN THE COUNTY OF
WASHINGTON
SURVEYED

Map
OF THE TOWN OF
FRANKLIN
FULTON COUNTY
Showing the Proposed Extension of the Road
Through that Part of the

Map of

34

Streets

Offered for Sale

at

Rutherford Park N. J.

LYING NEAR THE DEPOTS
 of the
 Delaware Lackawanna & Western Railroad,
 and the *ERIE RAILWAY*. 30 Minutes from
 NEW YORK.


MAP
 OF
VILLA STREETS
 OFFERED FOR SALE



by the
 Rutherford Heights Association
RUTHERFURD PARK
N. J.

PLAN OF THE
 DEPOT GROUNDS AND
 Approaches to the
 RUTHERFURD PARK STATION
 (on the)
 Delaware, Lackawanna & Western
 RAILROAD

Plan of
 DEPOT GROUNDS
 AT SANTIAGO PARK STATION
 On the Erie Railroad
 at
 Rutherford Park
 (N.J.)







STENCIL PLATES.

Showing the Method of using them.

Fig 5.



Fig 1.

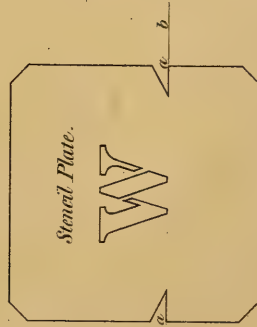


Fig 2.
Impression from




Stencil Plate.


Fig 4.




*Stencil Plate
Brush.*











BOSTON PUBLIC LIBRARY



3 9999 06509 292 4

